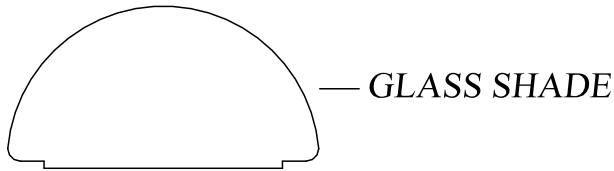


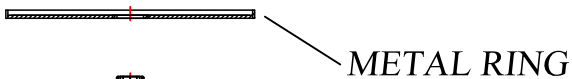
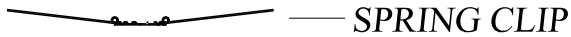
# REVELATION

by UTTERMOST


## ASSEMBLY INSTRUCTIONS



40W, TYPE B  
(NOT INCLUDED)



SOCKET



## Assembly Instruction

STYLE NO.: R30215-1

1. Take the parts carefully out of the carton, and place them on a flat surface, make sure that the parts will not be damaged.

2. Place the metal ring and spring clip on socket. Then screw them tight with socket ring.

3. Install 40 Watt, Type B bulb (NOT INCLUDED) into the socket.

4. Assemble the glass shade on the metal ring, and use spring clip to lock together.

To clean, wipe with soft dry cloth.

NOTE: THE DRAWING OF THE LAMP BODY IS FOR REFERENCE ONLY.