

REVELATION

by UTTERMOST

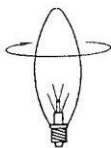
ASSEMBLY INSTRUCTIONS

Assembly Instruction

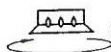
STYLE NO.: R30100-1



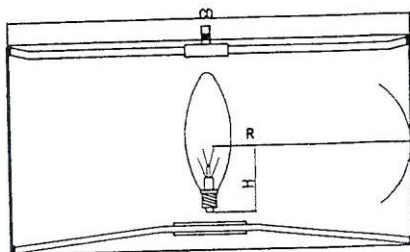
FINIAL



60W, TYPE B
(NOT INCLUDED)



Socket Ring



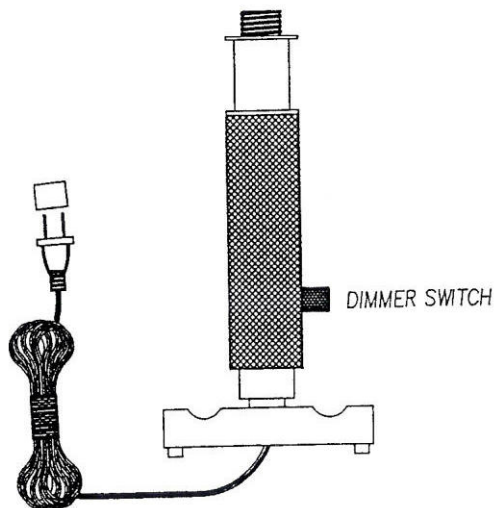
SHADE

1. Take the parts carefully out of the carton, and place them on a flat surface, make sure that the parts will not be damaged.

2. Place the shade onto the socket, then screw the socket ring clockwise onto the socket until the shade is secured.

3. Tighten the finial clockwise until secure

CAUTION: IN ACCORDANCE WITH THE UL REGULATION, THE SHADE SHOULD BE OPEN TOP & OPEN BOTTOM AND "CD" IS BIGGER THAN OR EQUALS TO 3", "R" IS NOT SMALLER THAN 2½" OR MAY CAUSE FIRE. "H" IS 2".



To clean, wipe with soft dry cloth.

NOTE: THE DRAWING OF THE LAMP BODY IS FOR REFERENCE ONLY.