

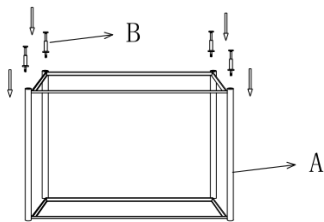
REVELATION

by UTTERMOST

ASSEMBLY INSTRUCTIONS

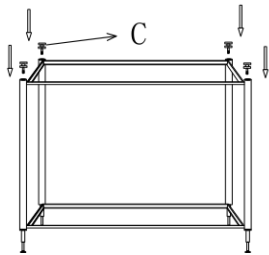
STYLE: R24968

Parts/Hardware list					
A	Frame	1PC	D	glass(for Top)	1PC
B	Feet	4 PCS	E	Marble (for bottom)	1PC
C	Finial	4 PCS			

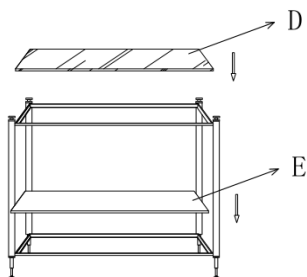


1. Take the parts carefully out of the carton, and place them on a flat and soft surface, making sure that the parts will not be damaged.

2. Place the Frame (A) upside down on a flat & soft surface, and then screw 4pcs Feet (B).



3. Turn over this frame, screw 4pcs Finials (C) into the frame.



4. Carefully place the Tempered Glass onto the Top shelf, and then put the Marble onto the Bottom Shelf .

To Clean, wipe with soft dry cloth.