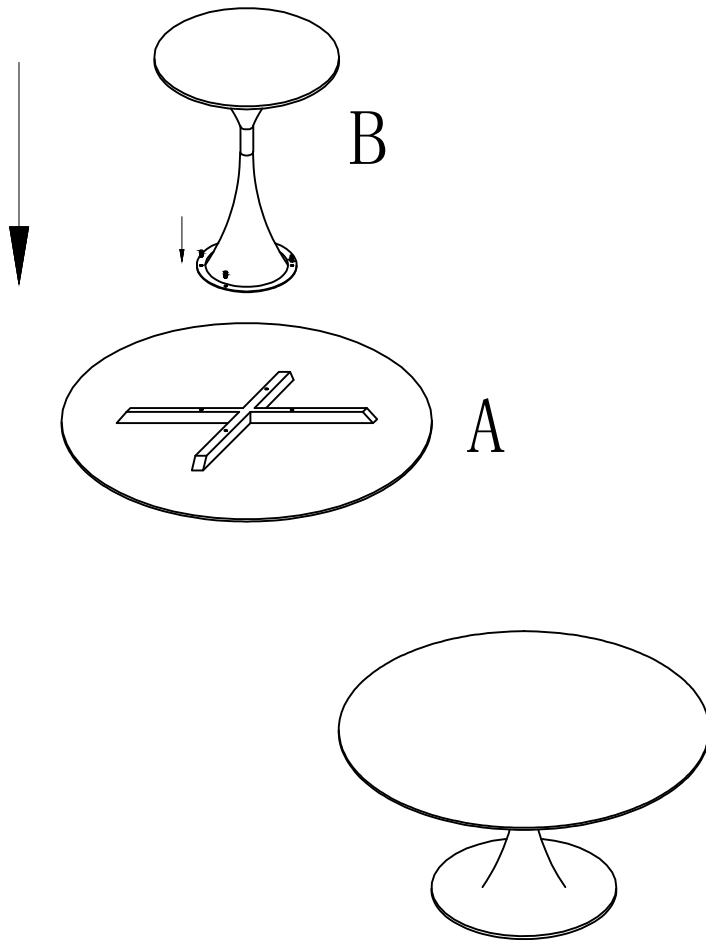


REVELATION

by UTTERMOST

Assembly Instruction

R24931






1. Take the TOP A carefully out of the carton, and place it upside down on a flat surface, make sure that the TOP A will not be damaged.

2. Take the Base B carefully out of another carton, lock Base B to the TOP A with allen screws.

The product is heavy, multiple people are needed for assembly.

Hardware and tool included: allen screws, allen wrench, washers.

To clean, wipe with soft dry cloth.

		
20mmX4	18mmX4	X1