

REVELATION

by UTTERMOST

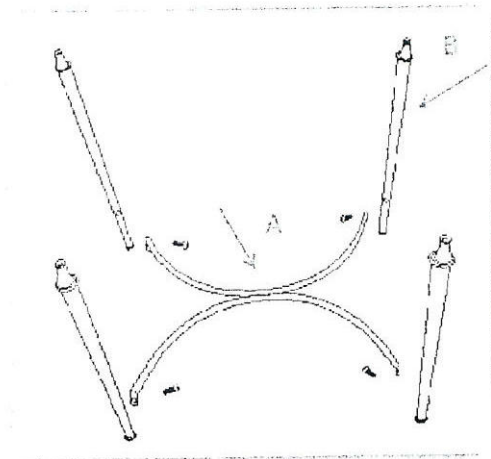
Assembly Instruction

Item :R24792

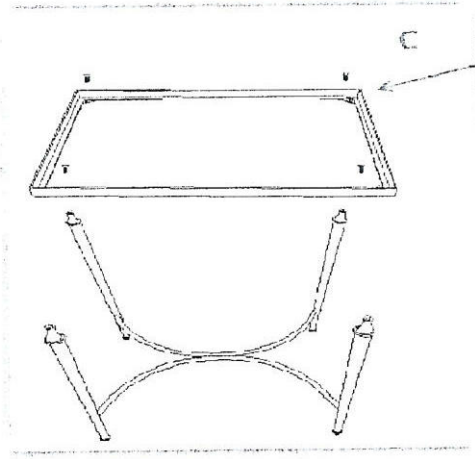
Parts/Hardware list

A	X support frame	1 PC	E	Large screws	4 PCS
B	Legs	4 PCS	F	Small screws	4 PCS
C	Table top frame	1 PC	G	Wrench	2 PCS
D	Marble	1 PC			

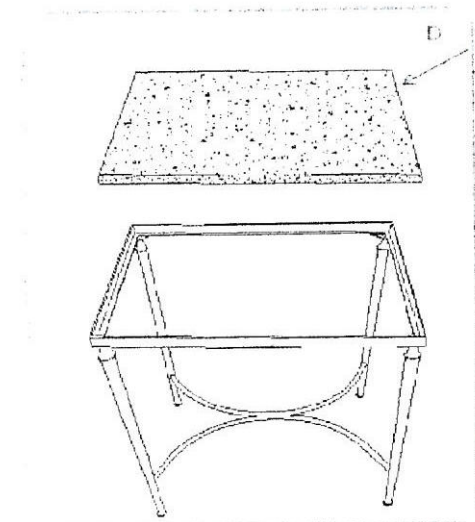
1. Take the parts carefully out of the carton, and place them on a flat and soft surface, making sure that the parts will not be damaged.
2. Assembly X support frame (A) and Legs (B) together using 4 small screws.
3. Assembly Table top frame (C) and Legs (B) together using 4 large screws.
4. Put the Marble (D) on the Table top frame (C).
5. Softly clean & wipe with dry cloth.



STEP 2



STEP 3



STEP 4

