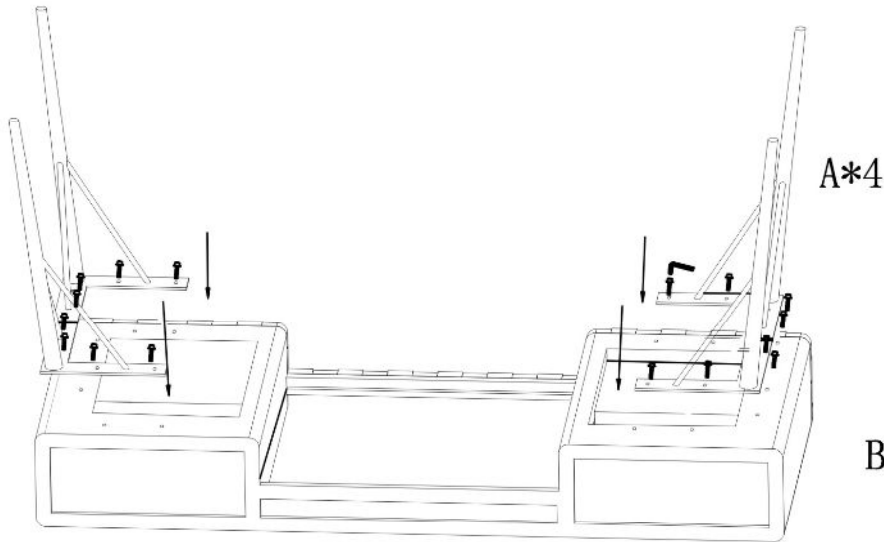


REVELATION

by UTTERMOST

Assembly Instruction

R24782



B




1. Take the parts carefully out of the carton, and place it on a flat surface, make sure that the parts will not be damaged.

2. Place part B on flat ground conversely.

3. Fix 4pcs part A to part B by allen screws.

Hardware and tool included: allen screws, allen wrench, washers.

To clean, wipe with soft dry cloth.

		
x1	x16	x16

