

# REVELATION

by UTTERMOST

## ASSEMBLY INSTRUCTIONS

STYLE# R21505

**WARNING:** TO AVOID RISK OF ELECTRICAL SHOCK, BE SURE TO SHUT OFF POWER BEFORE INSTALLING OR SERVICING THIS FIXTURE.

*Carefully unpack all lamp parts from carton. We suggest a licensed electrician for all fixture installations.*

1. Take the lamp carefully out of the Carton, and place on a flat surface.
2. Be sure power to the installation point is OFF. Follow the steps below for assembly.
3. Adjust the length of wire needed for your installation, remove excess. Determine the number of **Rods** to be assembled to the **Fixture Body** as needed for your hanging height. Pull the Supply Wire with Ground Wire through the selected **Rods** and **Loop** and **Quick Link**. Thread the **Rods** & connect **Nipple**. Hand tighten.
4. Pass the supply wire through the **Universal Bar** assembly, secure the **Universal Bar** to the Outlet Box with Outlet Box Screws.
5. Connect the wire as shown. (See Figure 1)
  - a. Connect the House Ground Wire to the Fixture Ground Wire, secure with wire nut.
  - b. Connect the House White (or Ribbed) Wire to the Fixture Supply Wire (White or Ribbed Side), secure with wire nut.
  - c. Connect the House Black (or Red) Wire to the Fixture Supply Wire (Black or Smooth Side), secure with wire nut.
  - d. Carefully stuff all of the connected wires into the Outlet Box.

6. Place the **Canopy** over the **Mounting Screws** and secure with **Mounting Balls**. Hand-tighten until snug.

7. Place **Glass Shade** instruction as below. (See Figure 2)

Step 1: Place **Glass shade** into the **Part#1**. Make sure the spider on the part#1 hold the **Glass shade** completely and straightly.

Step 2: Put down the **Part#2** in the **Glass shade**.

Step 3: Thread the **Part #3** into the **Nipple**. Hand-tighten until snug.

Step 4: Assembly **Glass Shade** is Completed

8. Install the correct Edison **Bulb** (Included) into the **Socket** until snug.

**Your installation is completed now. Restore electricity.**

Figure 1

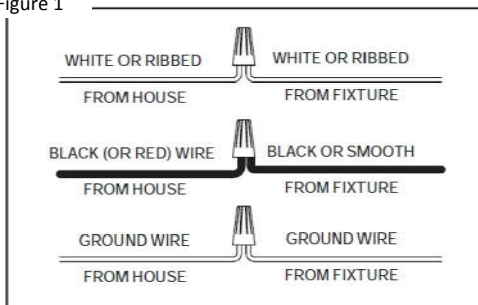
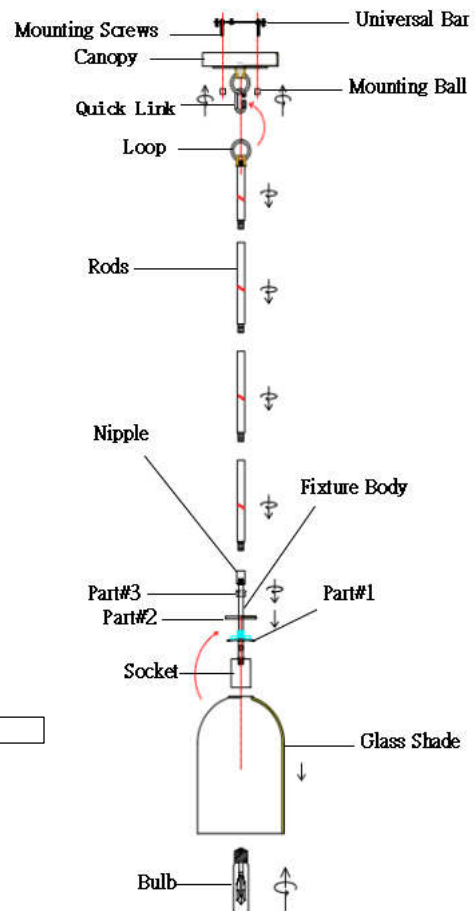
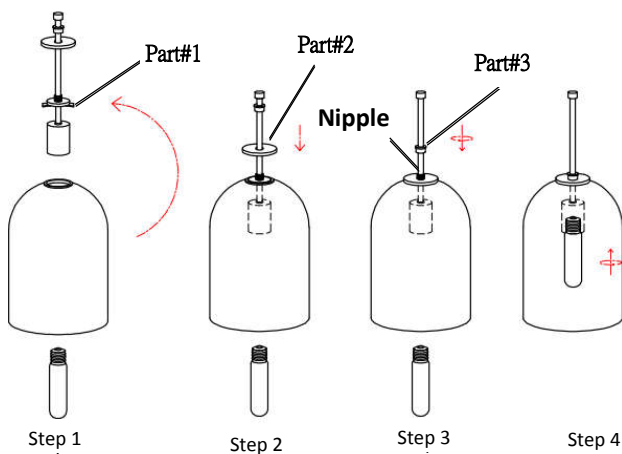


Figure 2



PO BOX 558/3325 GRASSY HILL RD. ROCKY MOUNT, VIRGINIA 24151

[www.uttermost.com](http://www.uttermost.com)