







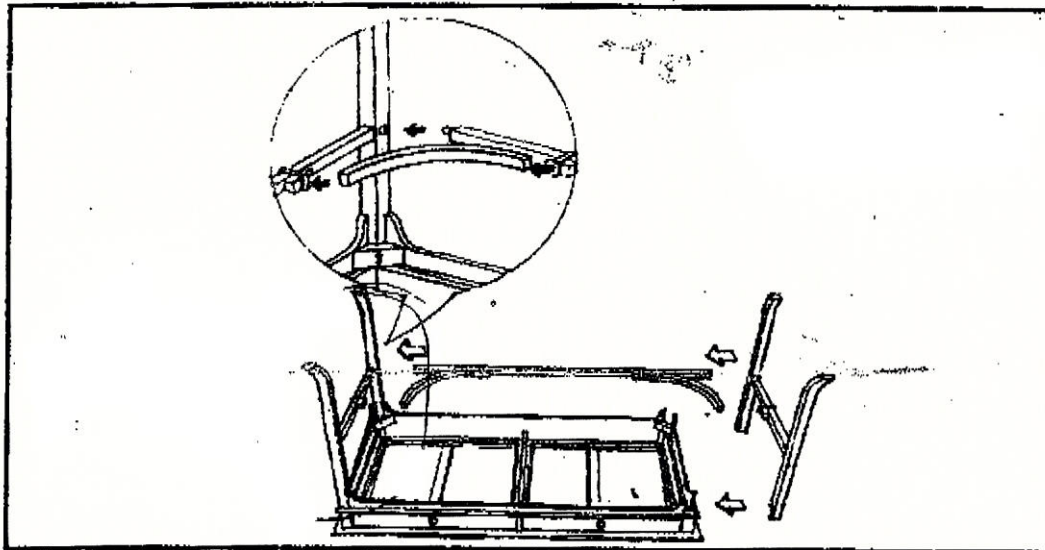


UTTERMOST

ASSEMBLY INSTRUCTIONS

FOR ITEM # 25602

NO.	PART LIST	QTY	NO.	PART LIST	QTY
(A)	 JCBC M5 x 50 mm	8 pcs	(E)	 TOP	1 pcs
(B)	 JCBC M6 x 15 mm	6 pcs	(F)	 LEG	2 pcs
(C)	 ALLEN KEY 4mm	1 pcs	(G)	 SUPPORT	1 pcs
(D)	 WASHER M6 x Ø 13 mm	8 pcs	(H)	 ACESORIESS	2 pcs



P.O. Box 558 | 3325 Grassy Hill Road | Rocky Mount, VA | 24151
www.uttermost.com