


UTTERMOST

ASSEMBLY INSTRUCTIONS

Assembly Instruction

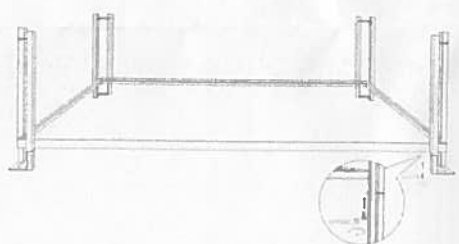
STYLE: 24846

Parts list			Hardware list	
A	GLASS TOP	1PC	SCREW (size: M6X15MM)	16 PCS
B	GLASS SHELF	1PC	WRENCH	1PC
C	METAL TABLE TOP FRAME	1PC		
D	METAL SHELF FRAME	1PC		
E	METAL TABLE LGE	4PCS		

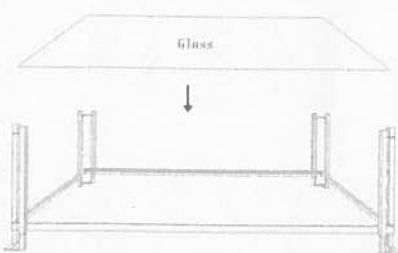


1. Take the parts carefully out of the carton, and place them on a flat surface. Make sure that the parts will not be damaged.

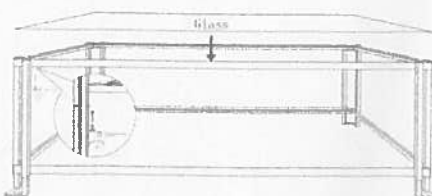
2. Use wrench and screw the 1st table leg to table's shelf frame.



3. Repeat the above instructions to secure the rest three table legs to shelf frame.



4. Place glass on shelf frame.



5. Use wrench to screw table top frame to each table leg.

6. Place glass on top.

To Clean, wipe with soft dry cloth.