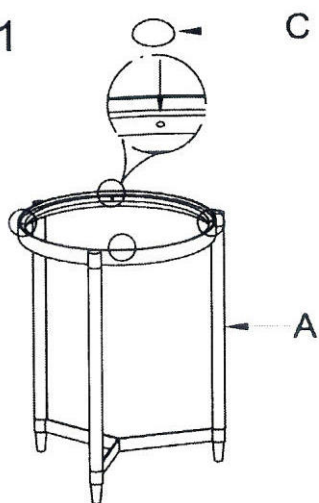


UTTERMOST

ASSEMBLY INSTRUCTIONS

STYLE:24748

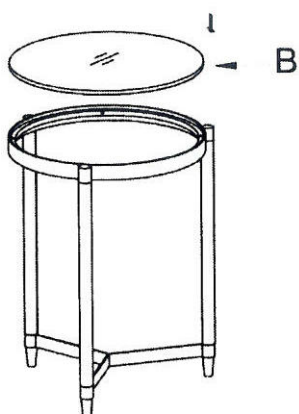
Part.1



Parts list

A	Table	1 PC
B	Glass Top	1 PC
C	Rubber Mat	4 PCS

Part.2




Take the parts carefully out of the carton and then place the furniture on a flat and soft surface make sure the Glass top will not be damaged.

First,please stick the Rubber Mats(4xC) into the rabbet of Table top frame .

Then please put the Tempered Glass Top (B)into the rabbet of Top frame

Part.3



Please rotate the adjustable foot pad on bottom of the legs to level table. Assembly is complete.

To Clean,wipe with soft dry cloth.