



UTTERMOST

# Assembly Instruction

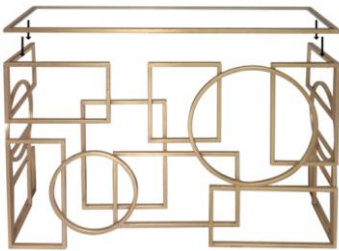
STYLE: 24708

## Parts list

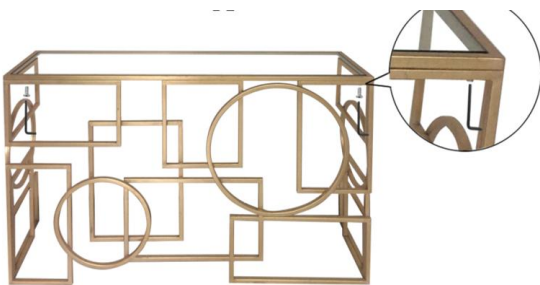
A	METAL TABLE TOP	1PC
B	GLASS TOP	1PC
C	METAL LEG	1PC

## Hardware list

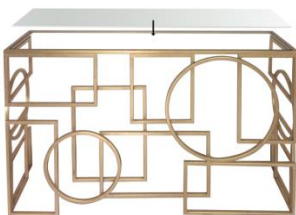
SCREW	5PCS
WRENCH	1PC



1. Take metal leg and metal table top carefully out of the carton and place it on a flat surface, make sure that the parts will not be damaged.



2 . Use Allen wrench and screw table top to base.



3 .Place glass on top.

To Clean, wipe with soft dry cloth.