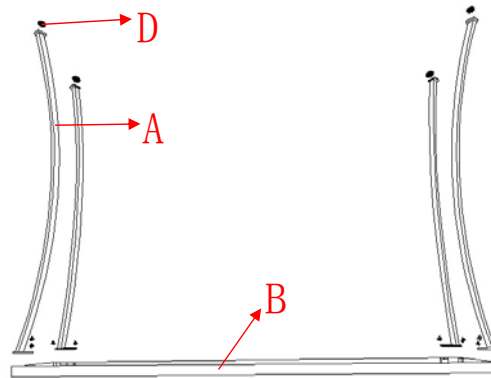


Parts/Hardware list

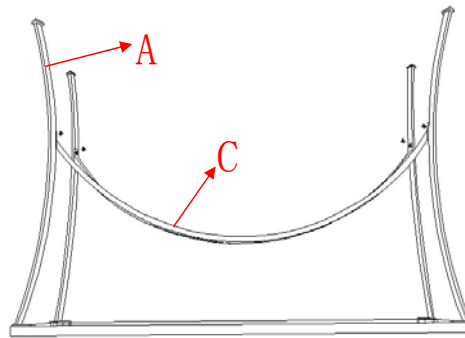
A	Legs	4 PCS	B	Top Frame	1 PC
C	Stretcher	1 PC	D	Felt Pad	4 PCS
E	Glass Top	1 PC	F	Screws	12 PCS

1. Take the parts carefully out of the carton, and place them on a flat and soft surface, making sure that the parts will not be damaged.
2. Assemble the Legs(A) on Top Frame(B) together using 8 Screws.
Please match color dot near screw holes.



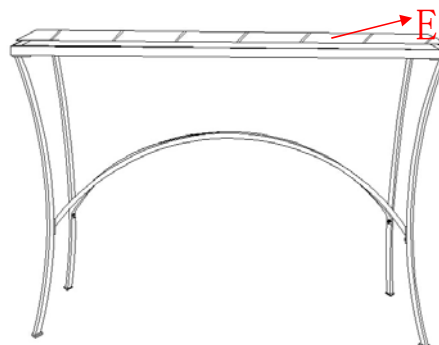
(1)

3. Assemble the Stretcher(C) on the Legs(A) together using 4 Screws.
Please match color dot near screw holes.
4. Stick the Felt Pads(D) on the bottom of the Legs(A).



(2)

5. Turn over the table top, place the Glass Top(E) on Top Frame(B).



(3)

To clean, wipe with soft dry cloth.